

ALLDATA
AutoZone.com

HELP	VEHICLE	ACCOUNT	NOTES	EXIT
------	---------	---------	-------	------

1990 Mercedes Benz 300TE 4Matic (124 Chassis) L6-2960cc 3.0L SOHC (103)

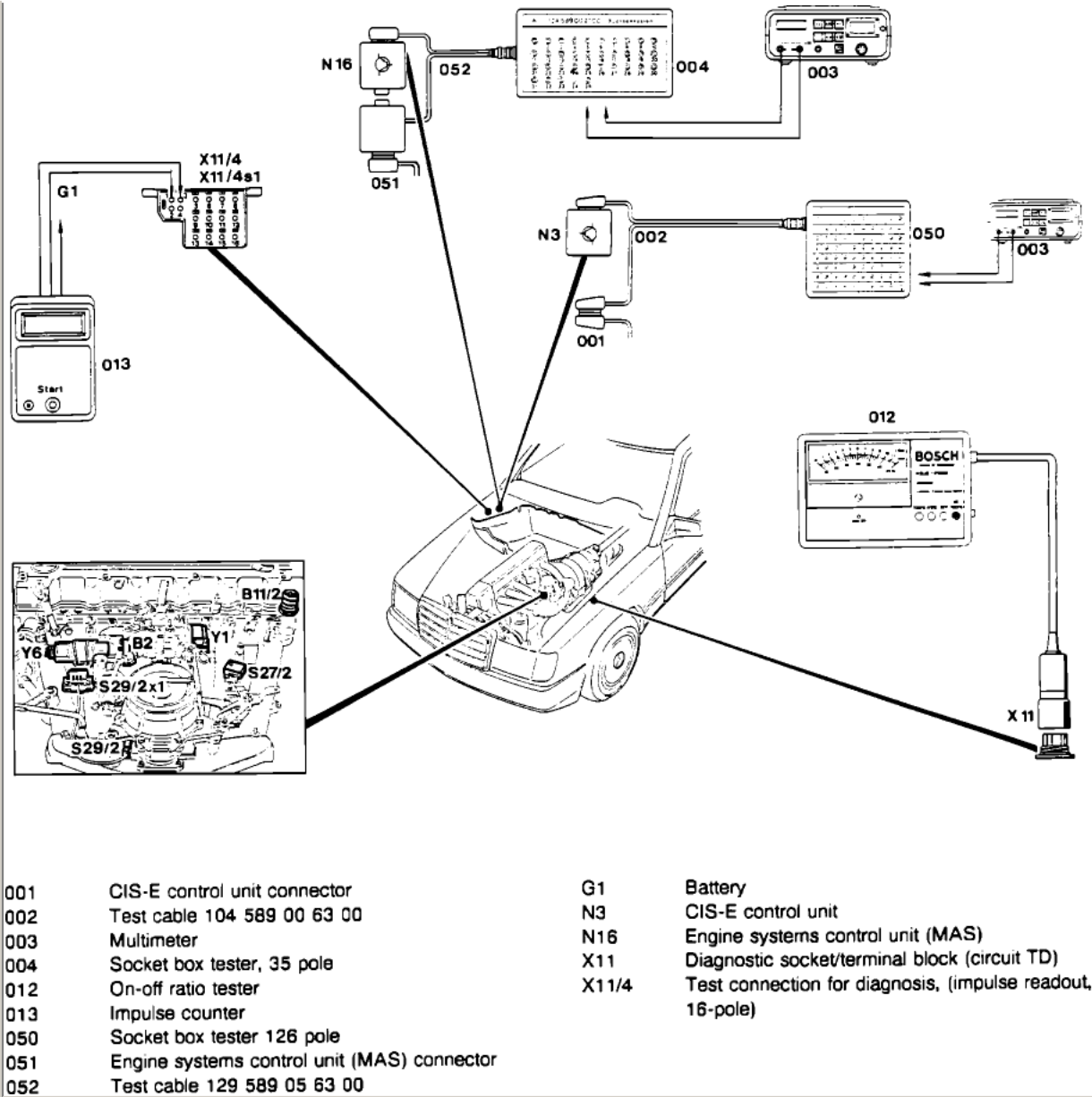
[Top - Vehicle](#)

- ↳ [Powertrain Management](#)
- ↳ [Computers and Control Systems](#)
- ↳ [Testing and Inspection](#)
- ↳ [Diagnostic Tips, Symbols, Tools & Connections](#)
- ↳ **Connections**

SEARCH *or* **Contact ALLDATA**

Diagnostic Tips, Symbols, Tools & Connections

Diagnostic Equipment Connections

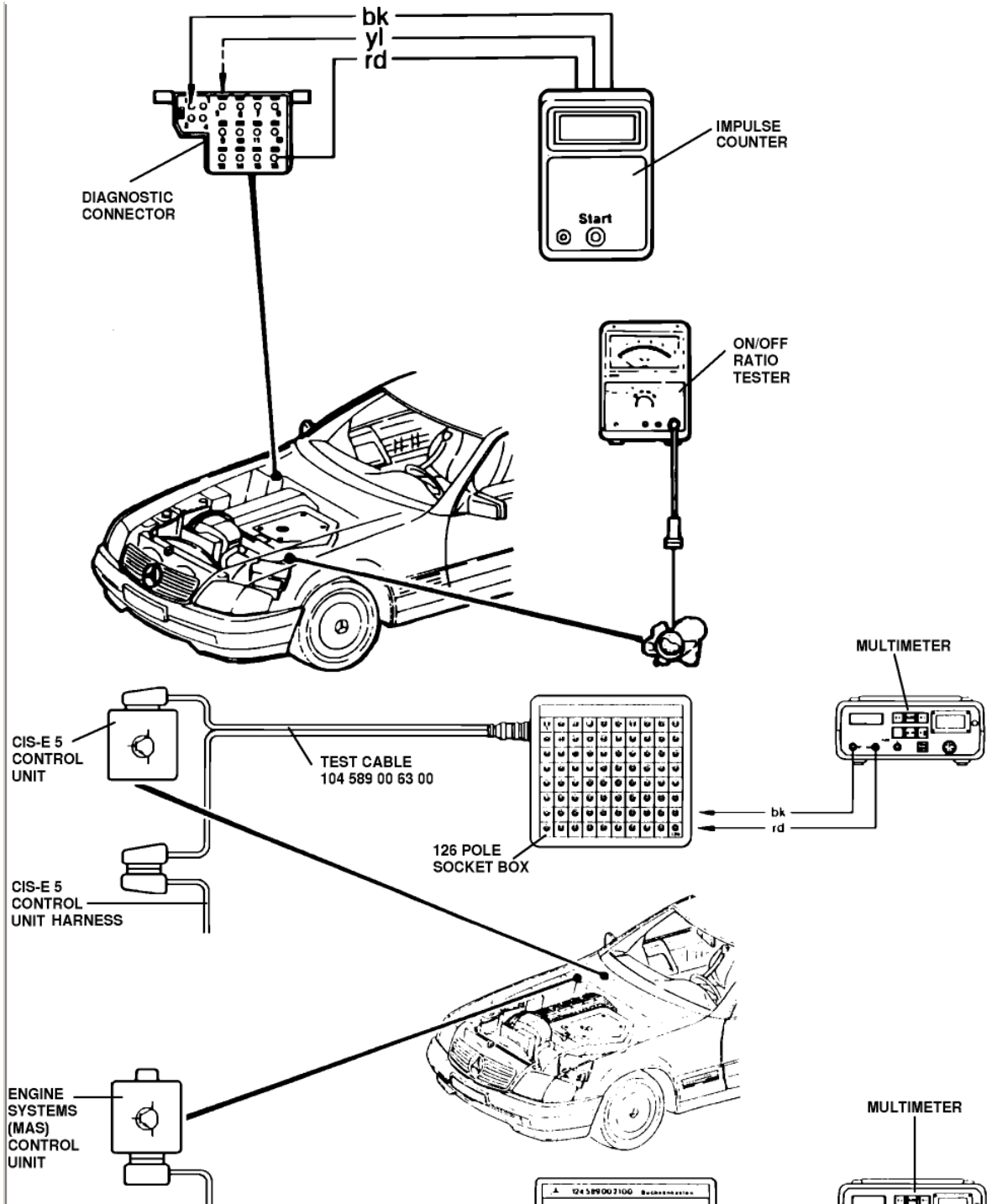


- | | | | |
|-----|---|-------|---|
| 001 | CIS-E control unit connector | G1 | Battery |
| 002 | Test cable 104 589 00 63 00 | N3 | CIS-E control unit |
| 003 | Multimeter | N16 | Engine systems control unit (MAS) |
| 004 | Socket box tester, 35 pole | X11 | Diagnostic socket/terminal block (circuit TD) |
| 012 | On-off ratio tester | X11/4 | Test connection for diagnosis, (impulse readout, 16-pole) |
| 013 | Impulse counter | | |
| 050 | Socket box tester 126 pole | | |
| 051 | Engine systems control unit (MAS) connector | | |
| 052 | Test cable 129 589 05 63 00 | | |

ZOOM

SIZED FOR PRINT

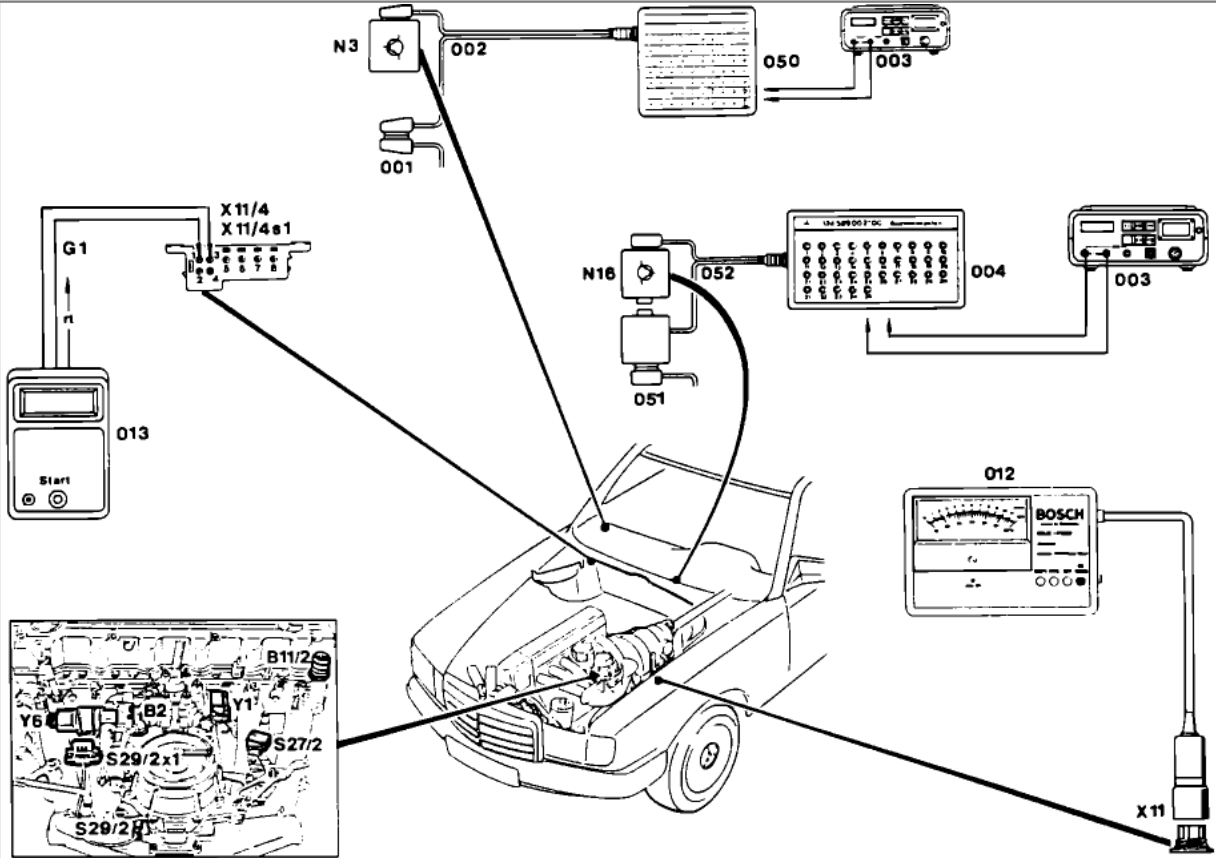
Test Equipment Connections



ZOOM

SIZED FOR PRINT

Diagnostic Equipment Connections



- | | | | |
|-----|---|-------|--|
| 001 | CIS-E control unit connector | G1 | Battery |
| 002 | Test cable 104 589 00 63 00 | N3 | CIS-E control unit |
| 003 | Multimeter | N16 | Engine systems control unit (MAS) |
| 004 | Socket box tester, 35 pole | X11 | Diagnostic socket/terminal block (circuit TD) |
| 012 | on-off ratio tester | X11/4 | Test connection for diagnosis, (impulse readout, B-pole) |
| 013 | Impulse counter | | |
| 050 | Socket box tester, 125 pole | | |
| 051 | Engine systems control unit (MAS) connector | | |
| 052 | Test cable 129 589 05 63 00 | | |

ZOOM

SIZED FOR PRINT